

My spelling home learning






Remember to practise the spellings we have been working on this week, using the suggestions below, ready for our application session on Thursday. Practise writing each word in a sentence.

Today we have been spelling words with the sound /ue/.

Must:
useless

Should:
continue
community
communicate
queue
statue
museum

Could:
excuse

<p style="text-align: center;">Word Parts</p> <p>Write your words. Then use a coloured pencil to divide the words into syllables. e.g. jumping caterpillar</p>	<p style="text-align: center;">ABC Order</p> <p>Write all of your spelling words in alphabetical (ABC) order.</p> 	<p style="text-align: center;">Vowel Spotlight</p> <p>Write your words using one colour for the vowels and another colour for the consonants. (vowels: a, e, i, o, u)</p>
<p style="text-align: center;">Bubble Letters</p> <p>Write your spelling words out in bubble writing.</p> 	<p style="text-align: center;">Rainbow Words</p> <p>Write your spelling words with coloured pencils. Make each letter a different colour.</p> 	<p style="text-align: center;">"Ransom" Words</p> <p>"Write" your words by cutting letters out of a newspaper or magazine and gluing the letters on a piece of paper to spell your words.</p> 
<p style="text-align: center;">Scrambled Words</p> <p>Write your words. Then write them again with the letters mixed up. Can you unscramble them again the next day? e.g. watch - cwhta</p>	<p style="text-align: center;">Silly Sentences</p> <p>Write 3 or more sentences that use all your spelling words.</p> 	<p style="text-align: center;">Word Search</p> <p>Create your own word search with your spellings. Show the answers to your puzzle in a different colour.</p> 